

Resort Village of Mistusinne

Building Permit Package

Please use the following forms to start the permit process.

Please return

- Application for Development Permit and other Permits
- Application for Building Permit
- A site plan (as described on the Development Permit form)
- A building plan
- Worksheet for your specific project
- A \$10 permit processing fee
- You MAY also need a demolition permit application

Your application must be received by our office a minimum of 10 days prior to our next council meeting in order to allow adequate time for processing. Failure to do so will result in your application being pushed to the following council meeting.

Please apply for permits as far in advance as possible from your projected build date as many delays can occur that may potentially slow your project.

Visit www.mistusinne.com for more building permit information.

The Resort Village of Mistusinne
Application for Development Permit and other Permits

(You may wish to discuss your project idea with the Development Officer before completing this form.)

1. Applicant:

Name: Mailing Address:

City/Province: Postal Code:

Tel. No.: Cell No.: Fax No.: Email:

I am (check one) the registered owner of the property, the agent on behalf of the owner.

2. Property (Legal description)

Lot(s) Block:

3. Property is (check one) vacant occupied

4. Proposed Use/Development of Property or village land involves (see sections of Zoning Bylaw):

- (a) Development Permit (Permitted Use) - N/C
(b) Development Permit (Discretionary Use) - Sec. 2.2 - fee \$150
(c) Yard encroachments - Sec. 3.1.3 - N/C
(d) Accessory building permit - Sec. 3.1.5 - N/C
(e) Temporary residence during construction - Sec. 3.1.6 - N/C
(f) Demolition of building - Sec. 3.1.8 - N/C
(g) Driveways and boulevard parking - Sec. 3.4.4, 3.4.5 and 3.4.6 - N/C
(h) Boat lifts - Sec. 4.1.3 - N/C
(i) Tree Cutting on Village Land - Sec. 4.2.4 - \$2/tree

5. Estimated Dates - Of Commencement: Of Completion:

6. The following information is required to be filed with each the application:

- APPLICATION FEE: Paid Invoiced
For Items (a), (b), (c), (d), A SITE PLAN DRAWN TO SCALE AND SHOWING ILLUSTRATING:
o Legal site boundary and dimensions.
o Location and dimensions (also height) of existing and/or proposed buildings (and Parcel Coverage: %) and structures.
o Distance and dimensions between buildings, structures and setback from property lines.
o Location of driveway and boulevard parking and vehicle circulation areas.
o All fencing and proposed height of fencing.
o A description of landscaped areas.
o Location of septic tank and sucker line.

7. Declaration by applicant

I hereby certify that I am the registered owner or that I am authorized to act on behalf of the registered owner of the land described herein and that all statements contained within this application are true, and I make this solemn declaration conscientiously believing it to be true, knowing that it is of the same force and effect as if made under oath, and by virtue of The Canada Evidence Act.

Signature of Applicant: Date:

NOTE: THIS IS NOT A BUILDING PERMIT. A SEPARATE FORM AND INFORMATION ARE REQUIRED TO RECEIVE A BUILDING PERMIT UNDER THE BUILDING BYLAW.

Building permits are required in addition to development permits for decks, demolitions, alterations, additions, relocations, excavations, new buildings, buildings moved in, structures, structural changes or other items as required by the Building Bylaw of the Resort Village of Mistusinne.

Form A to Bylaw No. 01-12

Resort Village of Mistusinne, Saskatchewan

APPLICATION FOR BUILDING PERMIT

I hereby make application for a permit to _____ construct
_____ alter a building according to
_____ reconstruct
the information below and to the plans and documents attached to this application

Civic address or location of work _____

Legal description — Lot _____ Block _____ Plan _____

Owner _____ Address _____ Telephone _____

Designer _____ Address _____ Telephone _____

Contractor _____ Address _____ Telephone _____

Nature of work _____

Intended use of building _____

Size of building _____ Length _____ Width _____ Height _____

Number of storeys _____ Fire escapes _____

Number of stairways _____ Width of stairways _____

Number of exits _____ Width of exits _____

Foundation Soil Classification and Type _____

Footings _____ Material _____ Size _____

Foundations _____ Material _____ Size _____

Exterior Walls _____ Material _____ Size _____

Roof _____ Material _____ Size _____

Studs _____ Material _____ Spacing _____

Floor Joists _____ Material _____ Spacing _____

Girders _____ Material _____ Spacing _____

Rafters _____ Material _____ Spacing _____

Chimneys _____ Number _____ Size _____

_____ Material _____ Thickness _____

Heating _____ Lighting _____ Plumbing _____

Estimated value of construction (excluding site) \$ _____

Building area (area of largest storey) _____ square metres

Fee for building permit \$ _____

I hereby agree to comply with the Building Bylaw of the local authority and acknowledge that it is my responsibility to ensure compliance with the Building Bylaw of the local authority and with any other applicable bylaws, acts and regulations regardless of any plan review or inspections that may or may not be carried out by the local authority or its authorized representative.

Date

Signature of Owner or Owner's Agent

Building Permits:

A site plan (as described on the Development Permit form) - Please send us a drawing showing your lot; including detailed measurements. We need to see all buildings with their sizes, and lot setbacks. Please find an information sheet on the next page to assist with your planning. Mistusinne does not have a metal detector to assist with pin locates.

A building plan - We need to see drawings of your specific build inside and out. Floor plans identifying use of the space; cross-section of the building including vertical dimensions; list of materials to be used in the construction; interior and exterior finishes, insulation, wind and vapour barrier, etc.; foundation plan; and any other applicable information.

A \$10.00 permit processing fee - We accept cash (business hours or the drop box), cheque, or ETransfer to mistusinne@sasktel.net no password required.

You MAY also need a demolition or move permit - Please bring this form if you must demolish an existing building before your build or if you are bringing in a pre-existing structure (larger than 10X10 in size)

-Please be advised that fees for **Building Permits** are set by the Building Inspector Municode. The fee is based on the value of your build and billed out at a rate of \$3.55/\$1000 Value of Construction with a \$200.00 min. The invoice will come from the Resort Village and is payable to the Resort Village. This occurs after your development permit has been approved and Municode has reviewed your building permit.

5.3 DEVELOPMENT STANDARDS FOR BUILDINGS IN THE DISTRICT

Requirements	Single Detached Dwellings in the RESIDENTIAL DISTRICT	Accessory buildings in the RESIDENTIAL DISTRICT	Buildings on lots 101, 102, 103 – COMMUNITY SERVICE DISTRICT
Site area, minimum	6000 sq ft (557.34 sq m)		6000 sq ft (557.34 m ²)
Site frontage minimum for rectangular site	50 ft (15.24 m)	--	50 ft (15.24 m)
Site frontage minimum for non-rectangular site [ft] (m)	36 ft (11 m)	--	36 ft (11 m)
Mean width for non-rectangular site	50 ft (15.24 m)	--	50 ft (15.24 m)
Front yard, minimum	20 ft (6.10 m)	20 ft (6.10 m) Bylaw 07-10	20 ft (6.10 m)
Mean depth	120 ft (36.57 m)		120 ft (36.57 m)
Rear yard, minimum	30 ft (9.14 m)	5 ft (1.5 m)	15 ft (4.57 m)
Side yard, minimum [ft] (m)	5 ft (1.5 m)	5 ft (1.5 m)	5 ft (1.5 m)
Side yard abutting a street, minimum [ft] (m)	10 ft (3.05 m)	10 ft (3.05 m)	10 ft (3.05 m)
Principal Building floor area, Minimum [ft ²] (m ²)	700 sq ft ² (65 m ²)	--	Site coverage - 50%
Accessory buildings [ft] (m ²) ; maximum of 2 (two) detached (See 1 below)	--	Total floor area shall be less than permitted floor area of Principal Building area built, and not more than 10% of site area (See 2 below)	
Maximum of site coverage, maximum of all buildings combined	35% (See 3 below)		
Building height, maximum: No building shall exceed 28 ft (8.53 metres), nor shall be more than two (2) stories in height	28 ft (8.53 m) Building heights shall not have a negative impact on the neighbouring property owners' views	28 ft (8.53 m) Bylaw 03-11 Building heights shall not have a negative impact on the neighbouring property owners' vistas of Green Space	<u>On Crown land:</u> Lot area - no minimum Lot frontage - no minimum Front yard - no minimum Side yard - no minimum Rear yard - no minimum
(1) Conditional Use Permit shall be required for the second accessory building. (2) Example of 10% of 6,000 ft ² (50 ft x 120 ft) = 600 ft ² (20 ft x 30 ft); 10% of 7800 ft ² (65ft x 120 ft) = 780 ft ² (26 ft x 30 ft). (3) Example of 35% of 6000 ft ² (557.34 m ²) = 2,100 ft ² (195 m ²) or 45.8 ft. x 45.8 ft of site coverage			* No minimum requirement for playgrounds, sports, and public works.

Form C to Bylaw No. 04-08

Resort Village of Mistusinne, Saskatchewan

APPLICATION FOR A PERMIT TO DEMOLISH OR MOVE A BUILDING

I hereby make application for a permit to demolish a building now situated on

Civic address or location _____
Lot _____ Block _____ Plan _____

The demolition will commence on _____, 20_____.
and will be completed on _____, 20_____.

OR

I hereby make application for a permit to move a building now situated on

Civic address or location _____
Lot _____ Block _____ Plan _____

to Civic address or location _____
Lot _____ Block _____ Plan _____

or Out of the municipality _____

The building has the following dimensions: length _____ width _____ height _____

The building mover will be _____
and the date of the move will be _____, 20_____.

The building will be moved over the following route: _____

The site work (filling, final grading, landscaping, etc.) which will be done after removal of the building includes _____

I hereby agree to comply with the Building Bylaw of the local authority and to be responsible and pay for any damage done to any property as a result of the demolition or moving of the said building, and to deposit such sum as may be required by Section 6(1)(b) of the Building Bylaw. I acknowledge that it is my responsibility to ensure compliance with any other applicable bylaws, acts and regulations, and to obtain all required permits and approvals prior to demolishing or moving the building.

Date

Signature of Owner or Owner's Agent

ATTACHED GARAGE WORKSHEET

Please complete the following:

ROOF:

- Roofing: Asphalt Shingles Metal Roofing Other: _____
- Roof Sheathing: OSB Plywood Other: _____
- Thickness of Sheathing: 3/8" 7/16" Other: _____
- Roof Structure: Pre-engineered Other: _____
- *Provide additional information (size, spacing, ...etc.)*

Spacing of Trusses:

- 16" o.c. 24" o.c.
- Roof Overhang (a): _____

FOUNDATION:

- Depth of Existing House Foundation: _____
- Foundation Wall
- Wall: Height _____ x Thickness _____
- Footings: Height _____ x Thickness _____
- Grade Beam and Piles
- Grade Beam: Width _____ x Depth _____
- Pile: Reinforcing _____ x Depth _____
- Diameter _____ x Depth _____
- Reinforcing _____

SITE PLAN:

- Size of Proposed Garage: _____
- Indicate the following:
- Distance to Rear Property Line (c)
 - Distance to Side Property Line (d)
 - Location and size of all doors and windows (i.e. the walls in which they are installed)
 - All existing buildings on lot
 - Dimensions and shape of lot
- *If not rectangular, provide actual dimensions or provide separate site plan*

NOTE: Soffit projections must not project to less than 0.45m from the property line.

WALLS:

- Exterior Siding: Vinyl Stucco Metal Other: _____
- Air Barrier: House Wrap Building Paper
- Wall Sheathing: OSB Plywood
- Thickness of Sheathing: 3/8" 1/2" Other: _____
- Wall Framing: 2x _____ @ _____ o.c. 16" o.c. 24" o.c.
- Height of Exterior Walls (b): _____
- Wall Anchorage: 3/8" Bolts 1/2" Bolts
- Spacing of Bolts: _____

Lintel Size and Number of Piles for:

- Main Door(s): 2 3 2x _____
- Window(s): 2 3 2x _____
- Size of Window: _____ x _____
- Overhead Door(s): 2 3 2x _____
- Size of Overhead Door: _____ x _____

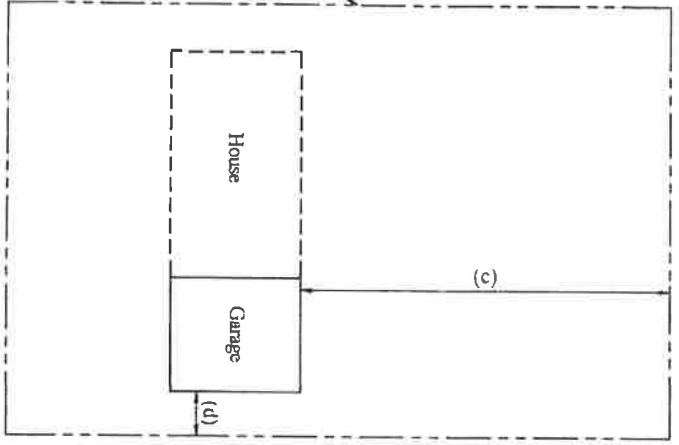
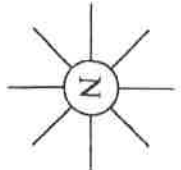
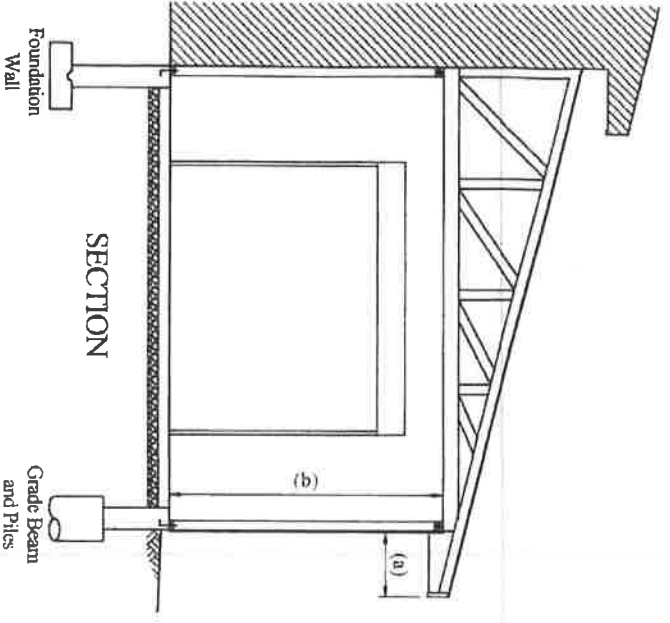
INTERIOR FINISHES:

- Will the garage:
- have insulation installed Yes No
 - have vapour barrier installed Yes No
 - have interior finishes installed Yes No
 - have any plumbing fixtures Yes No
 - be heated Yes No

DOOR (INTO HOUSE):

- Weather stripped
- Self-closer
- Deadbolt Lock
- Blocked at lock-height to frame
- Hinges secured to solid wood frame
- No operable windows

NOTE: Air duct systems cannot be interconnected with other parts of dwelling unit.



SITE PLAN

Owner's Name: _____

Address: _____

Municipality: _____

Provided by: **MUNICODE SERVICES, INC.**